

Montauto cabinato MC-1P Floor to floor car lift MC-1P

Cabina trasporto auto al piano -1.
Cabin to move the car to level -1.

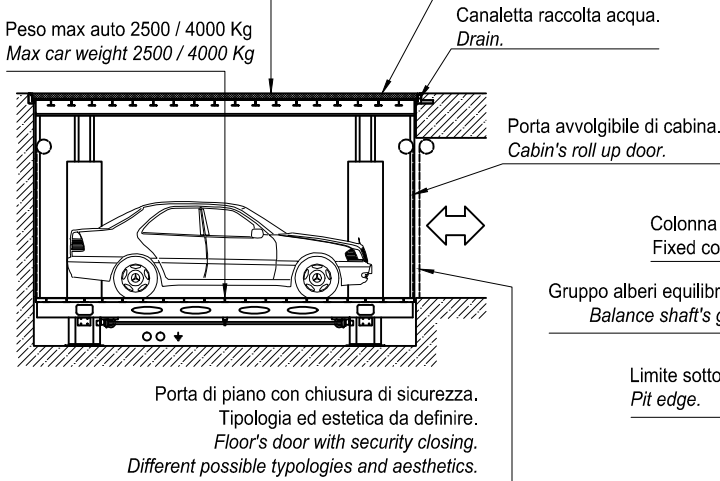
Parete cabina.
Standard in lamiera forata zincata.
Cabin's wall.
Standard galvanized perforated metal slab.

Cabina trasporto auto al piano 0.
Cabin to move the car to level 0.

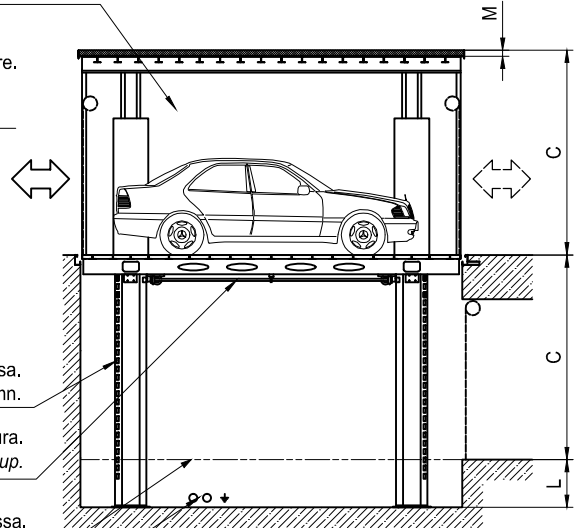
Peso max auto in transito 2500 / 4000 Kg
Car passing on max weight 2500 / 4000 Kg

Peso max auto 2500 / 4000 Kg
Max car weight 2500 / 4000 Kg

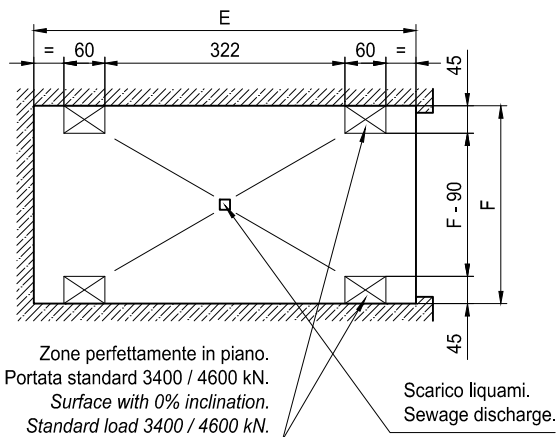
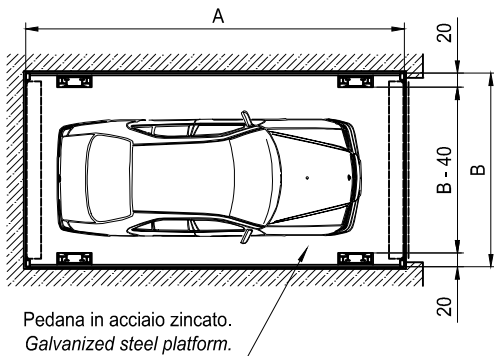
Pedana superiore di chiusura vano
pavimentata con materiale da definire.
Upper closing shaft platform paved
with different possible materials.



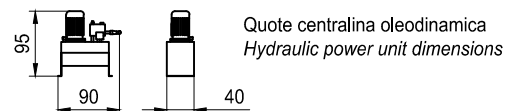
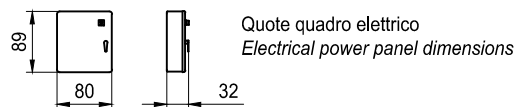
Tubazioni di collegamento fossa con centralina.
Connecting piping between pit and hydraulic power unit.



Dimensione Dimension	Min [cm]	Max [cm]
A Lunghezza pedana Platform length	480	750
B Larghezza pedana Platform width	270	360
C Corsa Travel	320	1160
E Lunghezza vano Shaft length	485	755
F Larghezza vano Shaft width	275	365
L Altezza sottofossa Pit height	70	90
M Spessore pavimentazione Pavement thickness	3	9



Caratteristiche tecniche Technical features	Min	Max
Peso auto Car weight	2500 Kg	4000 Kg
Peso auto su pedana superiore Car weight on the upper platform	2500 Kg	4000 Kg
Peso pavimentazione Pavement weight	0 Kg/mq	200 Kg/mq
Potenza motore Engine power	5.5 kW	9.0 kW
Velocità salita Rising speed	0.05 m/sec	0.15 m/sec



La CARMEC progetta e realizza i propri montauto.
Essendo fatti su misura, ogni variazione, se tecnicamente possibile, può essere realizzata.
CARMEC designs and produces car lifts.
Our systems are tailor-made, any variation can be made if technically possible.